



BOYS & GIRLS CLUB OF PAWTUCKET

CONNECT YOUR MEMBERSHIP

Set up your new online account now!

- Register for programs faster and easier
- Schedule payments
- Pay your account balance
- Update or change your billing information
- View or print receipts

Dear Boys & Girls Club of Pawtucket Members:

All existing Boys & Girls Club of Pawtucket Members will need to complete the online account set-up process with Daxko before you will be able to register for programs online and/or manage your account. Please review the steps below on how to properly set up your online account before beginning to register for programs.

ONLINE PORTAL SET-UP

STEP 1:

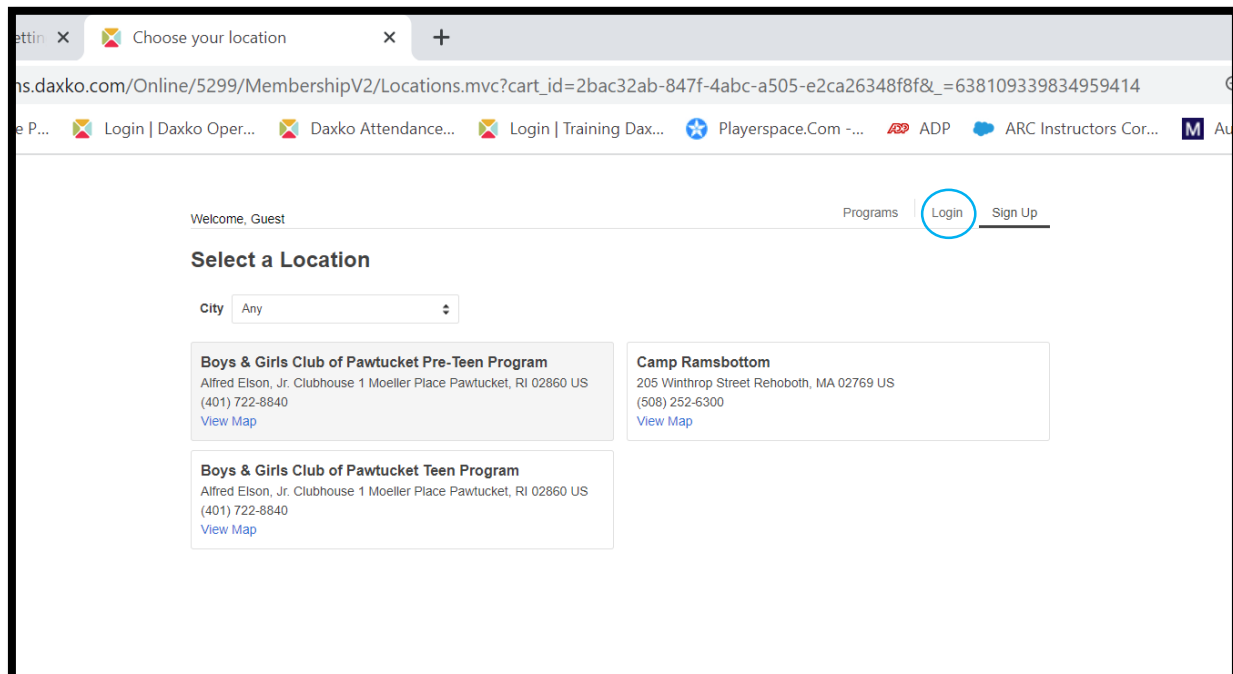
Ensure that you have a valid email connected to your Boys & Girls Club of Pawtucket online membership account. If you do not, or are unsure, please contact member services at 401-722-8840 option 1, and we will assist you.

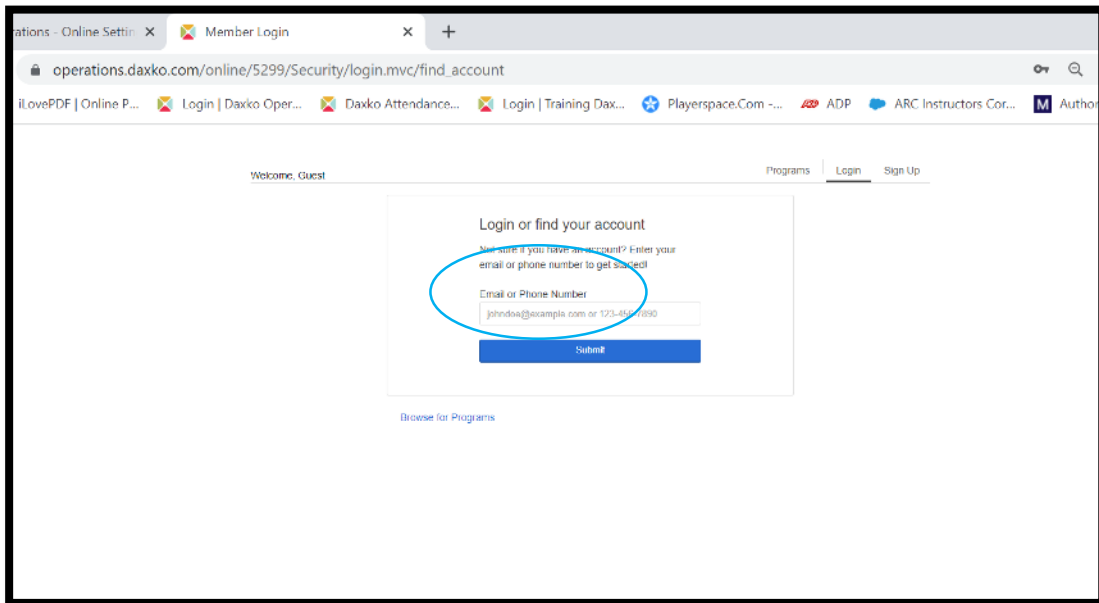
STEP 2:

Copy and paste this link into your browser: <https://operations.daxko.com/Online/Join.aspx?cid=5299>

STEP 3:

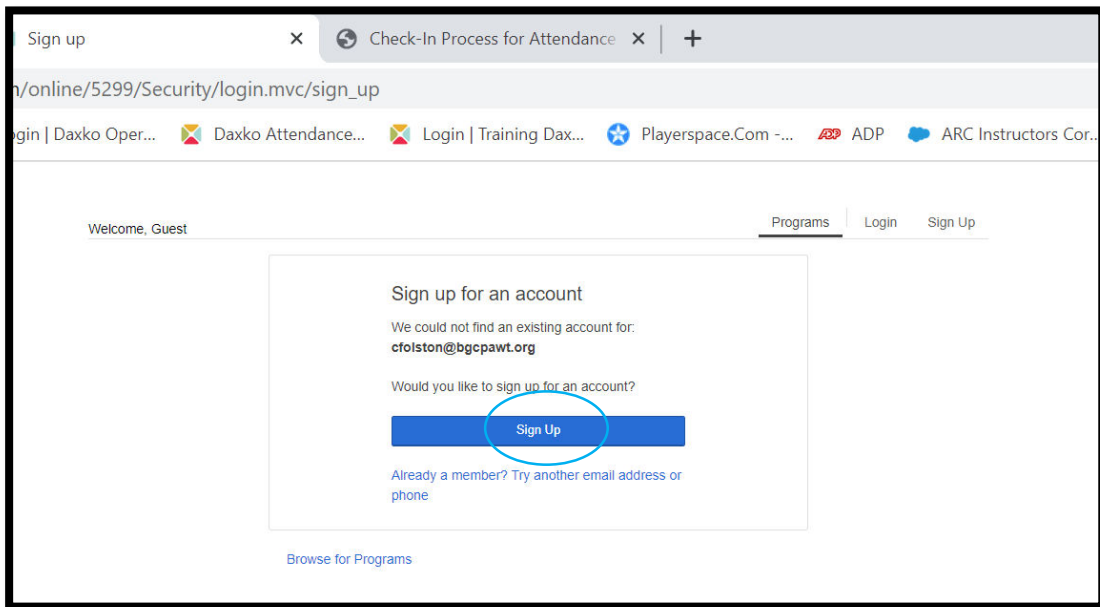
Click “Login”, located in the top right. Enter the email or phone number associated with your membership account, then enter your password. Once logged in, you will be able to begin signing up your child for a youth membership and any preferred programs. All youth need to have an active Boys & Girls Club of Pawtucket Membership in order to attend programs.



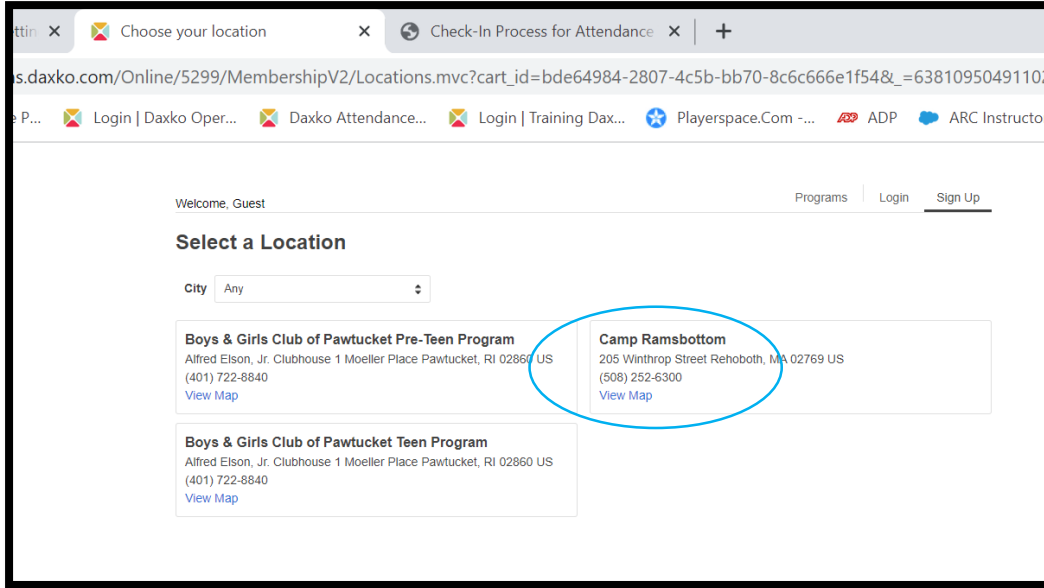


STEP 4:

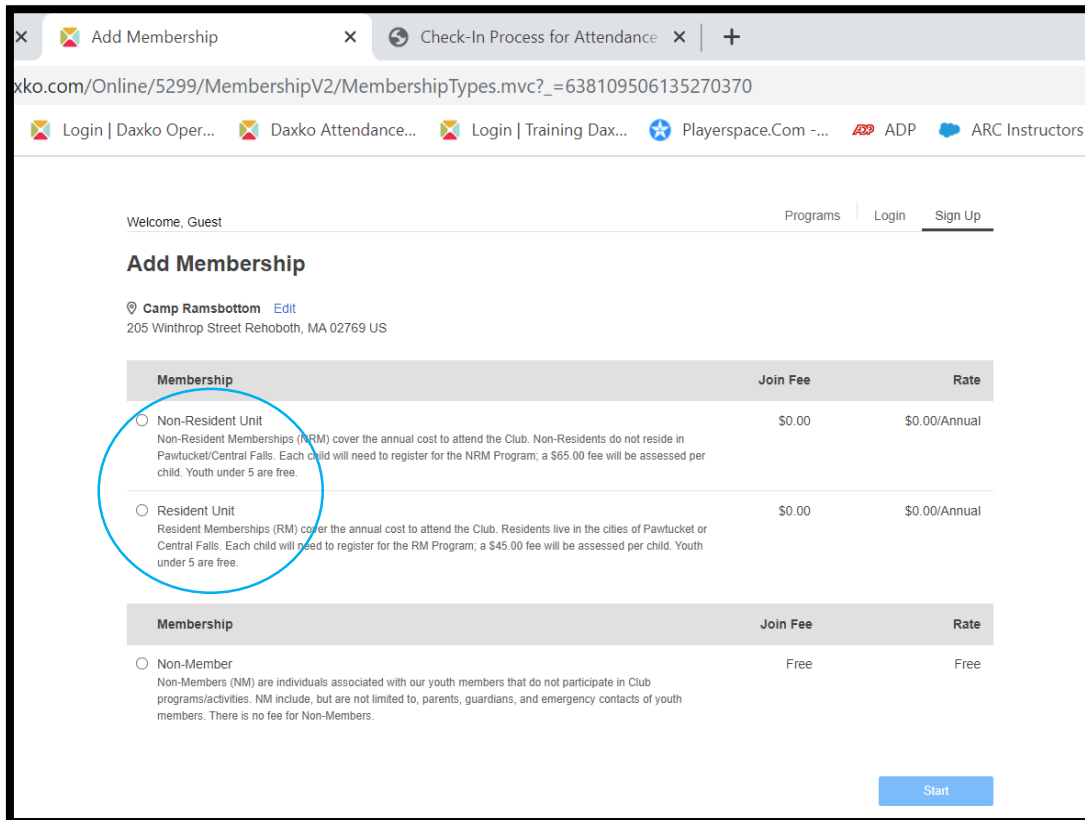
If you DO NOT have an existing account, you will be prompted with the question ‘Would you like to sign up for an account?’ If you have an account and it is not located, please contact our office at 401-722-8840 option 1.



Select **SIGN UP**, then click on the location of your child's program.

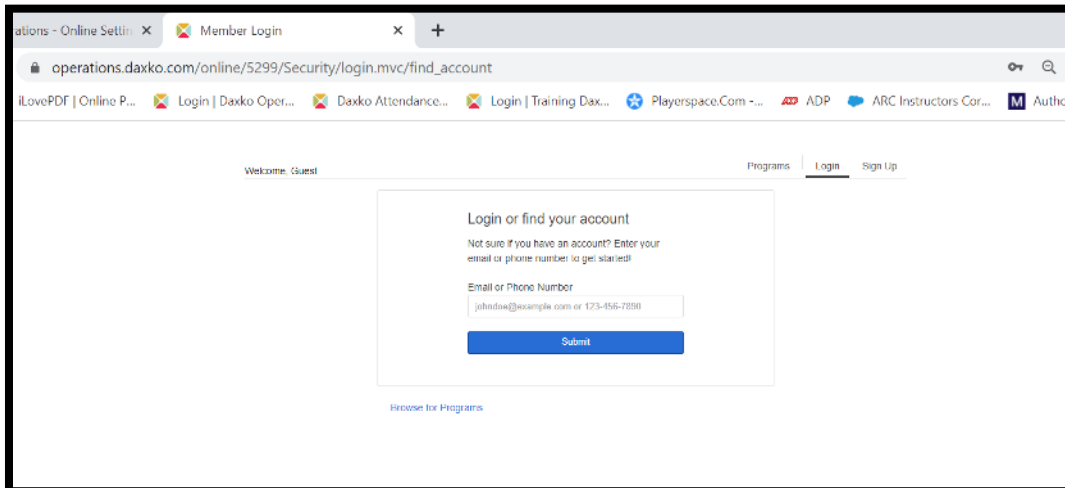


Next, select a membership type and complete the information required. In order to participate in programs, you will need to select “Non-Resident Unit” or “Resident Unit”. You will then receive a confirmation email once you have successfully joined.

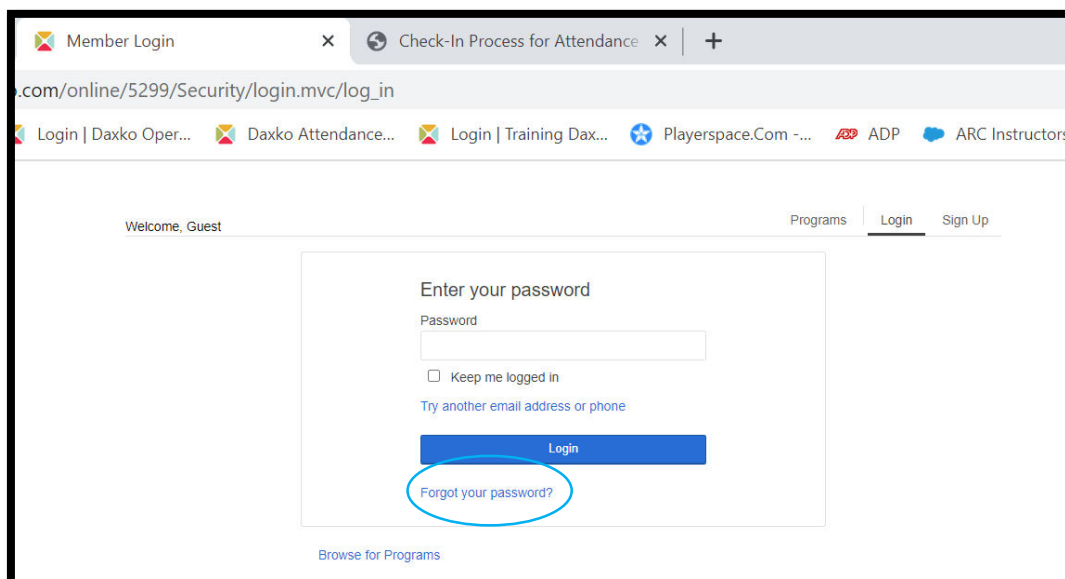


STEP 5:

If you **DO** have an existing account but forgot your password, enter in your email address or phone number associated with your account.



Click the Forgot your Password link. On the next screen, you will have the option to have a secure link be sent to your email OR you can select one of the three options to have a one-time code sent for quick login.



The selected link will be sent to the email you have entered – check your email. Click the link provided and create your password. Your password must be at least 7 characters and contain at least one capital letter and one number.

STEP 6:

GO BACK TO <https://operations.daxko.com/Online/Join.aspx?cid=5299> The link will need to be copied and pasted into your browser.

Enter your email address and password. Once you have completed creating your online account, you are ready to search and register online for programs!

bgcpawt.org

Boys & Girls Club of Pawtucket | One Moeller Place | Pawtucket, RI 02860 | 401-722-8840
MOBILE APP: search "Boys & Girls Club of Pawtucket" in Apple Store or Google Play